

INSTRUCTIONS

- You have 2 hours to complete the exam.
- The exam is open book, open notes, closed computer, closed calculator.
- Mark your answers **on the exam itself**. We will *not* grade answers written on scratch paper.

Last name	
First name	
Student ID number	
CalCentral email (@berkeley.edu)	
TA	
Name of the person to your left	
Name of the person to your right	
Room in which you are taking exam	
Seat number in the exam room	
<i>I pledge my honor that during this examination I have neither given nor received assistance.</i> (please sign)	

Reference Material.

```
# Linked Lists (implementations not shown)

empty = ... # The empty list

def link(first, rest):
    """A linked list whose first element is FIRST and the linked list
    REST is the rest of the list."""

def first(lnklst):
    """The first item in linked list LNKLST."""

def rest(lnklst):
    """The list following the first item in linked list LNKLST."""

def isempty(lnklst):
    """True if LNKLST is empty."""

def print_link(lnklst):
    """Prints the linked list LNKLST in the format (v0, v1, ...)."""
```

1. (12 points) Evaluate These! (*All are in Scope: WWPD, Python Lists, Recursion, Lambda Expressions*)

For each of the expressions in the table below, write the output displayed by the interactive Python interpreter when the expression is evaluated. The output may have multiple lines. If an error occurs, write “**Error**”. If an expression yields (or prints) a function, write “<Function>”. No answer requires more than 3 lines. (It’s possible that all of them require even fewer.) The first two rows have been provided as examples.

The interactive interpreter displays the value of a successfully evaluated expression, unless it is None, plus all values passed to print.

Assume that python3 has executed the statements on the left:

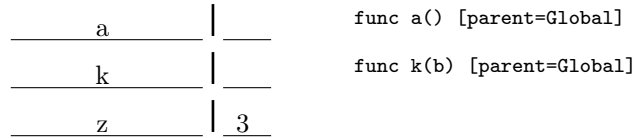
```
def w(L):
    if len(L) == 0:
        return L
    elif L[0] in L[1:]:
        return w(L[1:])
    else:
        return [L[0]] + w(L[1:])

def reduce(f, L, init):
    if len(L) == 0:
        return init
    else:
        return reduce(f, L[1:],
                      f(init, L[0]))
```


Expression	Interactive Output
<code>pow(2, 3)</code>	8
<code>print(4, 5) + 1</code>	4 5 Error
<code>1 + (4 and 6) + (5 or 0) + (0 and 8)</code>	
<code>f = lambda x: x g = lambda y: f(g) g(2)(2)</code>	
<code>0 and print(2)</code>	
<code>range(1,20)[-2]</code>	
<code>w([1, 2, 3, 1, 8, 2])</code>	
<code>f = lambda x: lambda y: \ lambda z: x+y+z reduce(lambda g, x: g(x), [1, 2, 3], f)</code>	

- (b) (6 pt) The environment diagram below corresponds to the execution of a certain program. The frames shown were created in top-to-bottom order, and at one point they were all simultaneously active (their functions had not returned). The diagram shows the situation right after all the functions have returned. Write a Python program whose execution corresponds to this environment diagram. Many answers are possible, but as a guideline, fewer than 10 lines are really needed. In any case, your answer must not create extra frames or additional functions.

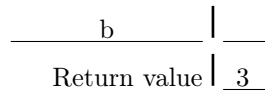
Global frame



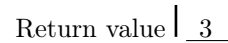
f1: a [parent=Global]



f2: k [parent=Global]



f3: g [parent=f1]



Write solution here.

3. (4 points) Sequence Checking (*All are in Scope: Higher-Order Functions*)

Fill in the following function so that it fulfills its comment.

```
def make_checker(relation, start, end):
    """Assumes that START and END are integers and RELATION is a two-argument
    function that returns true/false values. Returns a function that, given
    a function f as input, returns True if RELATION returns true for
    all adjacent values in the sequence f(START), f(START+1), ... f(END-1).
    For example, eq_chk, below, checks that the values returned by
    its argument function for values 0-4 are all equal, while up_chk checks
    that the values returned by the argument function are in strictly
    increasing order.

    >>> eq_chk = make_checker(lambda x, y: x == y, 0, 5) # Check all equal
    >>> eq_chk(lambda x: 3)
    True
    >>> eq_chk(lambda x: x)
    False
    >>> up_chk = make_checker(lambda x, y: x < y, 0, 5) # Check increasing
    >>> up_chk(lambda x: x)
    True
    >>> up_chk(lambda x: 3)
    False
    """
```

4. (1 points) Extra

In the formula $a = 0.4 + 0.3 \cdot 2^m$ ($m = -\infty, 0, 1, 2, \dots$), what does a refer to?

5. (4 points) Insert (*All are in Scope: Linked Lists, Recursion*)

Fill in the following function to fulfill its comment. The linked-list interface that you should use is given on page ?? **Warning:** this problem deals with linked lists, *NOT* Python lists or tuples. You cannot use `+`, `len()`, indexing (`L[k]`), or list construction (`[...]`).

```
def link_insert(lnklst, value, before):
    """Return a linked list identical to LNKLST, but with VALUE inserted just
    before the first occurrence of BEFORE in the list, if any. The returned
    list is identical to LNKLST if BEFORE does not occur in LNKLST.
    The operation is non-destructive.
    >>> L = link(2, link(3, link(7, link(1))))
    >>> print_link(L)
    (2, 3, 7, 1)
    >>> Q = link_insert(L, 19, 7)
    >>> print_link(Q)
    (2, 3, 19, 7, 1)
    >>> print_link(link_insert(L, 19, 20))
    (2, 3, 7, 1)
    """
    if _____:

        return _____

    elif _____:

        return _____

    else:

        return _____
```

6. (4 points) Longest Nondecreasing Suffix (*All are in Scope: Python Lists*)

Consider a function `up_suffix` that is supposed to return the longest suffix of a Python list of integers such that the suffix consists of nondecreasing values. For example, when applied to

```
[1, 2, 3, 4, 5, 1, 3, 3, 4]
```

it should yield `[1, 3, 3, 4]`.

Fill in the following function to do this:

```
def up_suffix(L):
    """Returns the longest non-descending suffix of Python list L. """

    def longest_suffix_start(L):
        """The index in L of the beginning of the longest nondecreasing suffix
        of L. For the empty list, returns 0.
        >>> longest_suffix_start([1, 2, 3, 4, 5, 1, 3, 3, 4])
        5
        >>> longest_suffix_start([2, 4, 6, 8, 10])
        0
        """

        k = -----

        while -----:
            -----

        return -----

    return L[ ----- : ]
```


7. (4 points) Post's Problem (*All are in Scope: Recursion, Python Lists*)

Consider two Python lists of strings, where the two lists have equal length, N :

```
A = [ "a", "ab", "bba" ]
B = [ "baa", "aa", "bb" ]
```

Is there a sequence of integers— i_1, i_2, \dots, i_m —where $m > 0$ and $0 \leq i_k < N$ for all k , such that

$$A[i_1] + A[i_2] + \dots + A[i_m] = B[i_1] + B[i_2] + \dots + B[i_m]?$$

This is called the *Post Correspondence Problem*. For this A and B, the answer is yes for $m = 4$: (2, 1, 2, 0), because

```
A[2] + A[1] + A[2] + A[0] == "bba" + "ab" + "bba" + "a" == "bbaabbbaa"
B[2] + B[1] + B[2] + B[0] == "bb" + "aa" + "bb" + "baa" == "bbaabbbaa"
```

On the other hand, the answer is no if we limit m to 3 (so we cannot add more than three strings), or if we shorten the lists by removing A[0] and B[0]. Fill in the following function to determine whether there is a solution.

```
def correspond(A, B, M):
    """Assuming A and B are lists of strings with len(A) == len(B), and M
    is an integer, returns true iff there is a sequence of indices into A
    and B, (i1, i2, ..., im), where 1 <= m <= M, such that
        A[i1] + A[i2] + ... + A[im] == B[i1] + B[i2] + ... + B[im].
    """
    N = len(A)

    def can_correspond(sa, sb, M):
        """Return true iff there is some sequence of indices into A and
        B, (i1, i2, ..., im), where 1 <= m <= M, such that
            SA + A[i1] + A[i2] + ... + A[im] == SB + B[i1] + B[i2] + ... + B[im].
        Assumes M is a non-negative integer.
        """

        if _____:
            return False
        else:

            for i in _____:

                ta = _____

                tb = _____

                if ta == tb:

                    return True

                elif can_correspond(_____, _____, _____):

                    return True
            return False

    return can_correspond("", "", M)
```

