

# Recursion

# Class outline:

- Recursive functions
- Recursion in environment diagrams
- Mutual recursion
- Recursion vs. iteration

# Recursive functions

A function is **recursive** if the body of that function calls itself, either directly or indirectly.

Recursive functions often operate on increasingly smaller instances of a problem.



Circle Limit, by M.C. Escher

# Summing digits

$$2 + 0 + 2 + 1 = 5$$

# Summing digits

$$2 + 0 + 2 + 1 = 5$$

Fun fact: The sum of the digits in a multiple of 9 is also divisible by 9.

$$9 * 82 = 738$$

$$7 + 3 + 8 = 18$$

# The problems within the problem

The sum of the digits of 6 is simply 6.

Generally: the sum of any one-digit non-negative number is that number.

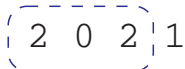
# The problems within the problem

The sum of the digits of 6 is simply 6.

Generally: the sum of any one-digit non-negative number is that number.

The sum of the digits of 2021 is:

2 0 2 1



Sum of these digits + This digit

Generally: the sum of a number is the sum of the first digits (`number // 10`), plus the last digit (`number % 10`).

# Summing digits without a loop

```
def sum_digits(n):  
    """Return the sum of the digits of positive integer n.  
>>> sum_digits(6)  
6  
>>> sum_digits(2021)  
5  
"""
```



# Summing digits without a loop

```
def sum_digits(n):  
    """Return the sum of the digits of positive integer n.  
    >>> sum_digits(6)  
    6  
    >>> sum_digits(2021)  
    5  
    """  
    if n < 10:  
        return n  
    else:  
        all_but_last = n // 10  
        last = n % 10  
        return sum_digits(all_but_last) + last
```

# Anatomy of a recursive function

- **Base case:** Evaluated without a recursive call (the smallest subproblem).
- **Recursive case:** Evaluated with a recursive call (breaking down the problem further)
- **Conditional statement** to decide if it's a base case

```
def sum_digits(n):  
    if n < 10:  
        return n  
    else:  
        all_but_last = n // 10  
        last = n % 10  
        return sum_digits(all_but_last) + last
```

# Anatomy of a recursive function

- **Base case:** Evaluated without a recursive call (the smallest subproblem).
- **Recursive case:** Evaluated with a recursive call (breaking down the problem further)
- **Conditional statement** to decide if it's a base case

```
def sum_digits(n):  
    if n < 10: # BASE CASE  
        return n  
    else:  
        all_but_last = n // 10  
        last = n % 10  
    return sum_digits(all_but_last) + last
```

# Anatomy of a recursive function

- **Base case:** Evaluated without a recursive call (the smallest subproblem).
- **Recursive case:** Evaluated with a recursive call (breaking down the problem further)
- **Conditional statement** to decide if it's a base case

```
def sum_digits(n):  
    if n < 10: # BASE CASE  
        return n  
    else:      # RECURSIVE CASE  
        all_but_last = n // 10  
        last = n % 10  
        return sum_digits(all_but_last) + last
```

# Visualizing recursion

# Recursive factorial

The factorial of a number is defined as:

$$n! = \begin{cases} 1 & \text{if } n = 0 \\ n \cdot (n - 1)! & \text{otherwise} \end{cases}$$

```
def fact(n) :  
    """  
    >>> fact(0)  
    1  
    >>> fact(4)  
    24  
    """
```

# Recursive factorial

The factorial of a number is defined as:

$$n! = \begin{cases} 1 & \text{if } n = 0 \\ n \cdot (n - 1)! & \text{otherwise} \end{cases}$$

```
def fact(n):  
    """  
    >>> fact(0)  
    1  
    >>> fact(4)  
    24  
    """  
    if n == 0:  
        return 1  
    else:  
        return n * fact(n-1)
```

# Recursive call visualization

```
def fact(n):  
    if n == 0:  
        return 1  
    else:  
        return n * fact(n-1)
```

```
fact(3)
```



fact(3)

# Recursive call visualization

```
def fact(n):  
    if n == 0:  
        return 1  
    else:  
        return n * fact(n-1)
```

```
fact(3)
```

fact (3)

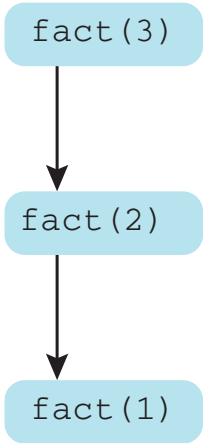


fact (2)

# Recursive call visualization

```
def fact(n):  
    if n == 0:  
        return 1  
    else:  
        return n * fact(n-1)
```

```
fact(3)
```



# Recursive call visualization

```
def fact(n):  
    if n == 0:  
        return 1  
    else:  
        return n * fact(n-1)
```

```
fact(3)
```

fact (3)



fact (2)



fact (1)



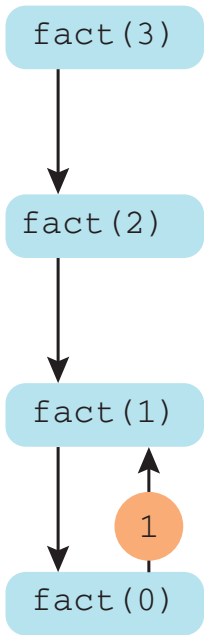
fact (0)

# Recursive call visualization

```
def fact(n):  
    if n == 0:  
        return 1  
    else:  
        return n * fact(n-1)
```

```
fact(3)
```

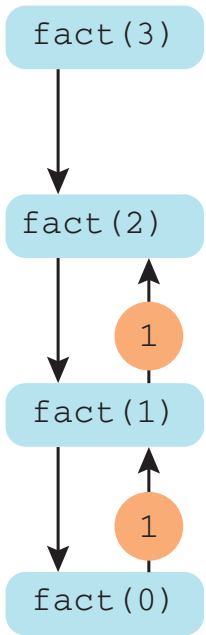




# Recursive call visualization

```
def fact(n):  
    if n == 0:  
        return 1  
    else:  
        return n * fact(n-1)
```

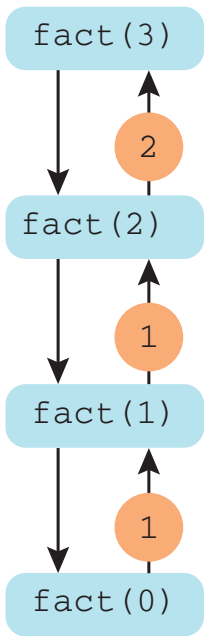
```
fact(3)
```



# Recursive call visualization

```
def fact(n):  
    if n == 0:  
        return 1  
    else:  
        return n * fact(n-1)
```

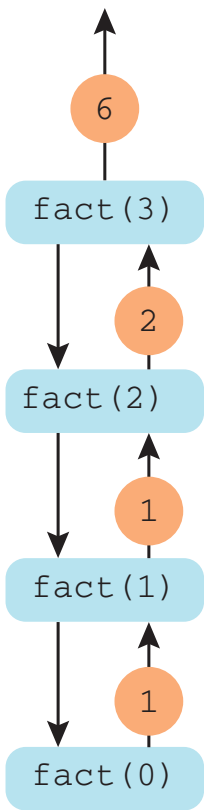
```
fact(3)
```



# Recursive call visualization

```
def fact(n):  
    if n == 0:  
        return 1  
    else:  
        return n * fact(n-1)
```

```
fact(3)
```



# Recursion in environment diagrams

```
def fact(n):  
    if n == 0:  
        return 1  
    else:  
        return n * fact(n-1)
```

fact(3)

- The same function `fact` is called multiple times
- Different frames keep track of the different arguments in each call
- What `n` evaluates to depends upon the current environment
- Each call to `fact` solves a simpler problem than the last: smaller `n`

Global frame

fact → func fact[parent=Global]

f1:

Return



value | \_\_\_\_\_

f2:

\_\_\_\_\_ | \_\_\_\_\_  
Return  
value | \_\_\_\_\_

f3:

\_\_\_\_\_ | \_\_\_\_\_  
Return  
value | \_\_\_\_\_

f4:

\_\_\_\_\_ | \_\_\_\_\_  
\_\_\_\_\_ | \_\_\_\_\_

# Recursion in environment diagrams

```
def fact(n):  
    if n == 0:  
        return 1  
    else:  
        return n * fact(n-1)
```

fact(3)

- The same function `fact` is called multiple times
- Different frames keep track of the different arguments in each call
- What `n` evaluates to depends upon the current environment
- Each call to `fact` solves a simpler problem than the last: smaller `n`

Global frame

fact → func fact[parent=Global]

f1: fact[parent=Global]

n | 3

Return | 6

value | \_\_\_\_\_

f2: fact[parent=Global]

n | 2

Return | 2  
value | \_\_\_\_\_

f3: fact[parent=Global]

n | 1

Return | 1  
value | \_\_\_\_\_

f4: fact[parent=Global]

n | 0

Return | 1  
value | \_\_\_\_\_

# Verifying recursive functions

# Falling dominoes

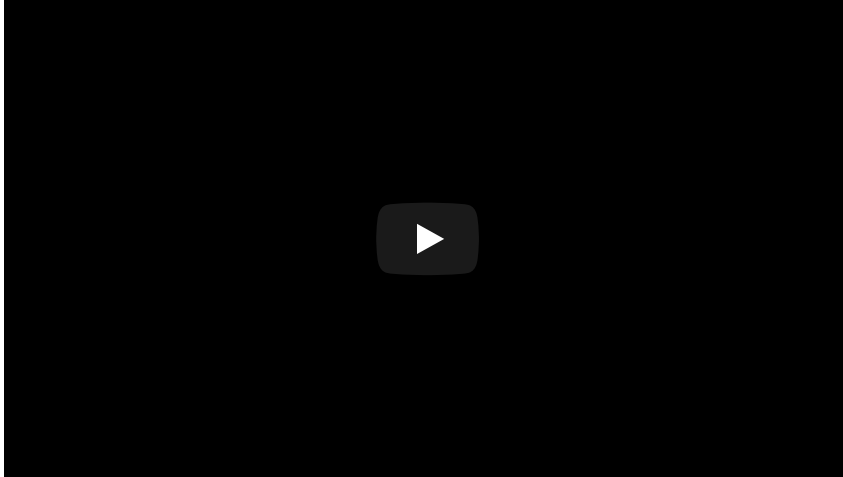
If a million dominoes are equally spaced out and we tip the first one, will they all fall?

1. Verify that one domino will fall, if tipped
2. Assume that any given domino falling over will tip the next one over
3. Verify that tipping the first domino tips over the next one

# Falling dominoes

If a million dominoes are equally spaced out and we tip the first one, will they all fall?

1. Verify that one domino will fall, if tipped
2. Assume that any given domino falling over will tip the next one over
3. Verify that tipping the first domino tips over the next one



# The recursive leap of faith

```
def fact(n):  
    """Returns the factorial of N."""  
    if n == 0:  
        return 1  
    else:  
        return n * fact(n-1)
```

Is `fact` implemented correctly?

1. Verify the base case
2. Treat `fact` as a functional abstraction!
3. Assume that `fact(n-1)` is correct ( $\leftarrow$  the leap!)
4. Verify that `fact(n)` is correct

# The recursive elf's promise

Imagine we're trying to compute  $5!$

We ask ourselves, "If I somehow knew how to compute  $4!$ , could I compute  $5!$ ?"

Credit: [FuschiaKnight](#), r/compsci



# The recursive elf's promise

Imagine we're trying to compute  $5!$

We ask ourselves, "If I somehow knew how to compute  $4!$ , could I compute  $5!$ ?"

Yep,  $5! = 5 * 4!$

Credit: [FuschiaKnight](#), r/compsci

# The recursive elf's promise

Imagine we're trying to compute  $5!$

We ask ourselves, "If I somehow knew how to compute  $4!$ , could I compute  $5!$ ?"

Yep,  $5! = 5 * 4!$

♀ The `fact()` function promises, "hey friend, tell you what, while you're working hard on  $5!$ , I'll compute  $4!$  for you, and you can finish it off!"

Credit: [FuschiaKnight](#), [r/compsci](#)

# Mutual recursion

# The Luhn algorithm

Used to verify that a credit card numbers is valid.

1. From the rightmost digit, which is the check digit, moving left, double the value of every second digit; if product of this doubling operation is greater than 9 (e.g.,  $7 * 2 = 14$ ), then sum the digits of that product (e.g.,  $14: 1 + 4 = 5$ )
2. Take the sum of all the digits

<b>Original</b>	1	3	8	7	4	3
<b>Processed</b>						

# The Luhn algorithm

Used to verify that a credit card numbers is valid.

1. From the rightmost digit, which is the check digit, moving left, double the value of every second digit; if product of this doubling operation is greater than 9 (e.g.,  $7 * 2 = 14$ ), then sum the digits of that product (e.g.,  $14: 1 + 4 = 5$ )
2. Take the sum of all the digits

<b>Original</b>	1	3	8	7	4	3
<b>Processed</b>						3

# The Luhn algorithm

Used to verify that a credit card numbers is valid.

1. From the rightmost digit, which is the check digit, moving left, double the value of every second digit; if product of this doubling operation is greater than 9 (e.g.,  $7 * 2 = 14$ ), then sum the digits of that product (e.g.,  $14: 1 + 4 = 5$ )
2. Take the sum of all the digits

<b>Original</b>	1	3	8	7	4	3
<b>Processed</b>					8	3

# The Luhn algorithm

Used to verify that a credit card numbers is valid.

1. From the rightmost digit, which is the check digit, moving left, double the value of every second digit; if product of this doubling operation is greater than 9 (e.g.,  $7 * 2 = 14$ ), then sum the digits of that product (e.g.,  $14: 1 + 4 = 5$ )
2. Take the sum of all the digits

<b>Original</b>	1	3	8	7	4	3
<b>Processed</b>				7	8	3

# The Luhn algorithm

Used to verify that a credit card numbers is valid.

1. From the rightmost digit, which is the check digit, moving left, double the value of every second digit; if product of this doubling operation is greater than 9 (e.g.,  $7 * 2 = 14$ ), then sum the digits of that product (e.g.,  $14: 1 + 4 = 5$ )
2. Take the sum of all the digits

<b>Original</b>	1	3	8	7	4	3
<b>Processed</b>			1+6=7	7	8	3



# The Luhn algorithm

Used to verify that a credit card numbers is valid.

1. From the rightmost digit, which is the check digit, moving left, double the value of every second digit; if product of this doubling operation is greater than 9 (e.g.,  $7 * 2 = 14$ ), then sum the digits of that product (e.g.,  $14: 1 + 4 = 5$ )
2. Take the sum of all the digits

<b>Original</b>	1	3	8	7	4	3
<b>Processed</b>		3	1+6=7	7	8	3

# The Luhn algorithm

Used to verify that a credit card numbers is valid.

1. From the rightmost digit, which is the check digit, moving left, double the value of every second digit; if product of this doubling operation is greater than 9 (e.g.,  $7 * 2 = 14$ ), then sum the digits of that product (e.g.,  $14: 1 + 4 = 5$ )
2. Take the sum of all the digits

<b>Original</b>	1	3	8	7	4	3
<b>Processed</b>	2	3	1+6=7	7	8	3

# The Luhn algorithm

Used to verify that a credit card numbers is valid.

1. From the rightmost digit, which is the check digit, moving left, double the value of every second digit; if product of this doubling operation is greater than 9 (e.g.,  $7 * 2 = 14$ ), then sum the digits of that product (e.g.,  $14: 1 + 4 = 5$ )
2. Take the sum of all the digits

<b>Original</b>	1	3	8	7	4	3	
<b>Processed</b>	2	3	1+6=7	7	8	3	= 30

The Luhn sum of a valid credit card number is a multiple of 10

# Calculating the Luhn sum

Let's start with...

```
def sum_digits(n):
    if n < 10:
        return n
    else:
        last = n % 10
        all_but_last = n // 10
        return last + sum_digits(all_but_last)

def luhn_sum(n):
    """Returns the Luhn sum for the positive number N.
    >>> luhn_sum(2)
    2
    >>> luhn_sum(32)
    8
    >>> luhn_sum(5105105105105100)
    20
    """
```

# Luhn sum with mutual recursion

```
def luhn_sum(n):
    if n < 10:
        return n
    else:
        last = n % 10
        all_but_last = n // 10
        return last + luhn_sum_double(all_but_last)

def luhn_sum_double(n):
    last = n % 10
    all_but_last = n // 10
    luhn_digit = sum_digits(last * 2)
    if n < 10:
        return luhn_digit
    else:
        return luhn_digit + luhn_sum(all_but_last)
```

# Recursion and Iteration

# Recursion vs. iteration

## Using recursion:

```
def fact(n):  
    if n == 0:  
        return 1  
    else:  
        return n * fact(n-1)
```

## Using iteration:

```
def fact(n):  
    total = 1  
    k = 1  
    while k <= n:  
        total *= k  
        k += 1  
    return total
```

## Math:

$$n! = \begin{cases} 1 & \text{if } n = 0 \\ n \cdot (n - 1)! & \text{otherwise} \end{cases}$$

$$n! = \prod_{k=1}^n k$$

**Names:** fact, n

fact, n, total, k

# Converting recursion to iteration

Can be tricky: Iteration is a special case of recursion.

Figure out what state must be maintained by the iterative function.

```
def sum_digits(n):  
    if n < 10:  
        return n  
    else:  
        all_but_last = n // 10  
        last = n % 10  
        return sum_digits(all_but_last) + last
```



# Converting recursion to iteration

Can be tricky: Iteration is a special case of recursion.

Figure out what state must be maintained by the iterative function.

```
def sum_digits(n):  
    if n < 10:  
        return n  
    else:  
        all_but_last = n // 10  
        last = n % 10  
    return sum_digits(all_but_last) + last
```

```
def sum_digits(n):  
    digit_sum = 0  
    while n >= 10:  
        last = n % 10  
        n = n // 10  
        digit_sum += last  
    return digit_sum
```

# Converting iteration to recursion

More formulaic: Iteration is a special case of recursion.

The state of an iteration can be passed as arguments.

```
def sum_digits(n):  
    digit_sum = 0  
    while n >= 10:  
        last = n % 10  
        n = n // 10  
        digit_sum += last  
    return digit_sum
```

# Converting iteration to recursion

More formulaic: Iteration is a special case of recursion.

The state of an iteration can be passed as arguments.

```
def sum_digits(n):  
    digit_sum = 0  
    while n >= 10:  
        last = n % 10  
        n = n // 10  
        digit_sum += last  
    return digit_sum
```

```
def sum_digits(n, digit_sum):  
    if n == 0:  
        return digit_sum  
    else:  
        last = n % 10  
        all_but_last = n // 10  
        return sum_digits(all_but_last, digit_sum + last)
```