

Functions

What we'll discuss today...

- Zoom rules
- Values
- Expressions
- Functions

The Rules of the Zoom

- Chat will be enabled. Please hide it and/or disable notifications if distracting.
- Chat is for questions & comments on **the current topic**.
- If the chat goes off-topic, we'll ask you to focus or we'll disable it. 🙄
- You can also post questions in the Zoom Q&A.
- If you have unanswered or tangential questions, post in the Piazza Q&A thread.

Community guidelines

Your goal should be to learn and help others learn.

Even if everyone here has programming experience, there is still a wide range of experience levels. All are welcome!

There are no "stupid" questions. Ask all your questions and welcome everyone else's questions.

♀ ♀ ♀ ♂ ♀ ♂ ♂ ♀ ♂ ♂ ♀

Expressions & Values

What do programs do?

- Programs work by manipulating **values**
- **Expressions** in programs evaluate to values
 - Expression: `'a' + 'hoy'`
 - Value: `'ahoy'`
- The Python interpreter evaluates expressions and displays their values

Values

Programs manipulate **values**.

Each value has a certain **data type**.

Data type	Example values
Integers	2 44 -3
Floats	3.14 4.5 -2.0
Booleans	True False
Strings	'¡hola!' 'its python time!'

Try in a Python interpreter, like on code.cs61a.org.

Expressions (with operators)

An expression describes a computation and evaluates to a value.

Some expressions use operators:

```
18 + 69
```

```
6/23
```

```
2 * 100
```

```
2 ** 100
```

Try in a Python interpreter, like on code.cs61a.org.

Call expressions

Many expressions use function calls:

```
pow(2, 100)
```

```
max(50, 300)
```

```
min(-1, -300)
```

Expressions (both ways)

Expressions with operators can also be expressed with function call notation:

```
2 ** 100  
pow(2, 100)
```

Expressions (both ways)

Expressions with operators can also be expressed with function call notation:

```
2 ** 100  
pow(2, 100)
```

```
from operator import add  
  
18 + 69  
add(18, 69)
```

The `pow()` function is a **built-in**; it's provided in every Python environment. Other functions (`add()`, `div()`, etc) must be imported from the `operator` module in the Python standard library.


Anatomy of a Call Expression

```
add ( 18 , 69 )
```

The diagram shows the call expression 'add (18 , 69)' enclosed in a blue dotted rectangular box. The word 'add' is underlined with a purple line. The number '18' is underlined with a green line. The number '69' is underlined with a green line. The opening parenthesis '(', the comma ',', and the closing parenthesis ')' are not underlined.

How Python evaluates a call expression:


Anatomy of a Call Expression



How Python evaluates a call expression:

1. Evaluate the `operator`


Anatomy of a Call Expression



How Python evaluates a call expression:

1. Evaluate the **operator**
2. Evaluate the **operands**


Anatomy of a Call Expression



How Python evaluates a call expression:

1. Evaluate the **operator**
2. Evaluate the **operands**
3. Apply the **operator (a function)** to the evaluated **operands (arguments)**

Anatomy of a Call Expression



How Python evaluates a call expression:

1. Evaluate the **operator**
2. Evaluate the **operands**
3. Apply the **operator (a function)** to the evaluated **operands (arguments)**

Operators and operands are also expressions, so they must be evaluated to discover their values.

Evaluating nested expressions

```
add(add(6, mul(4, 6)), mul(3, 5))
```

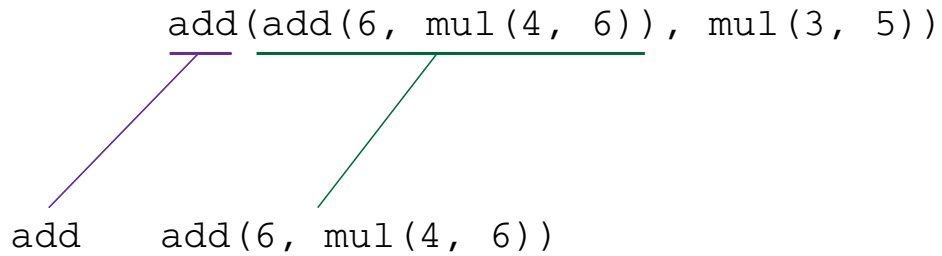
Evaluating nested expressions

```
add(add(6, mul(4, 6)), mul(3, 5))
```

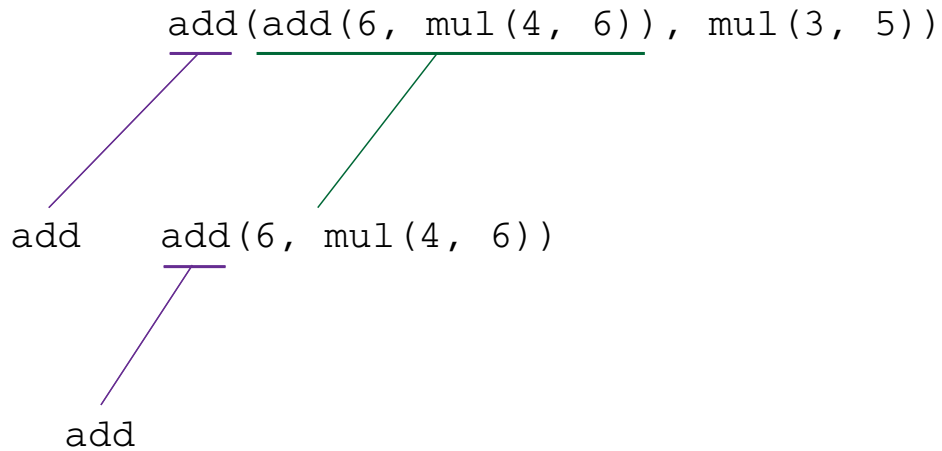
add



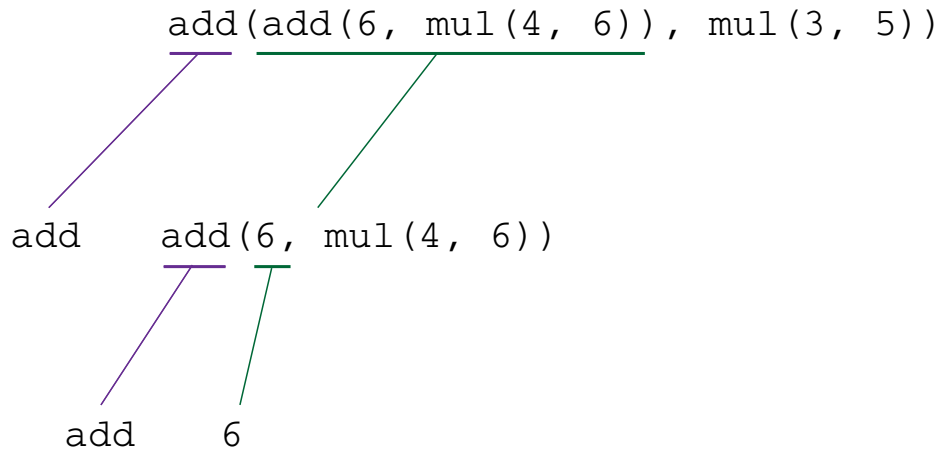
Evaluating nested expressions



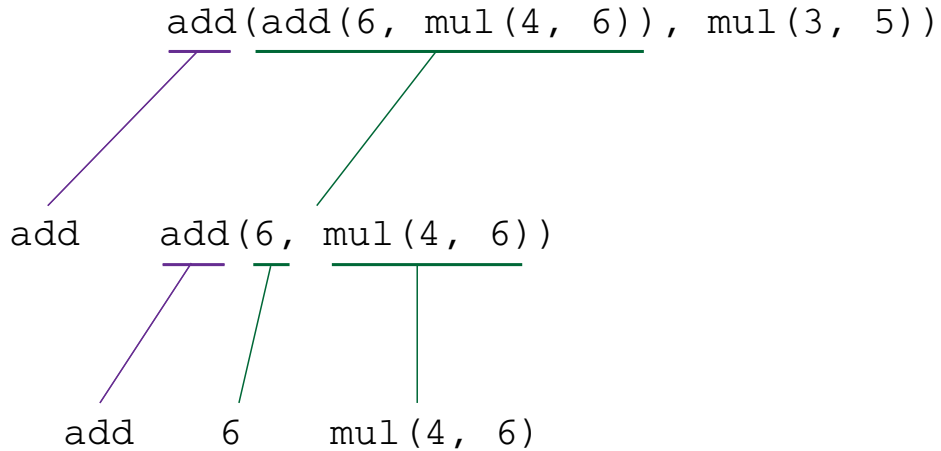
Evaluating nested expressions



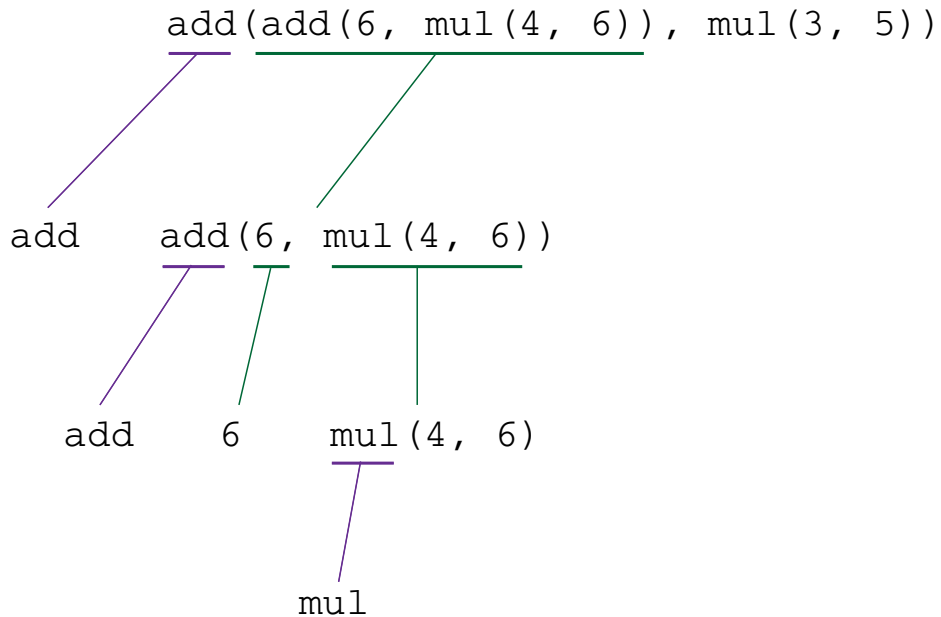
Evaluating nested expressions



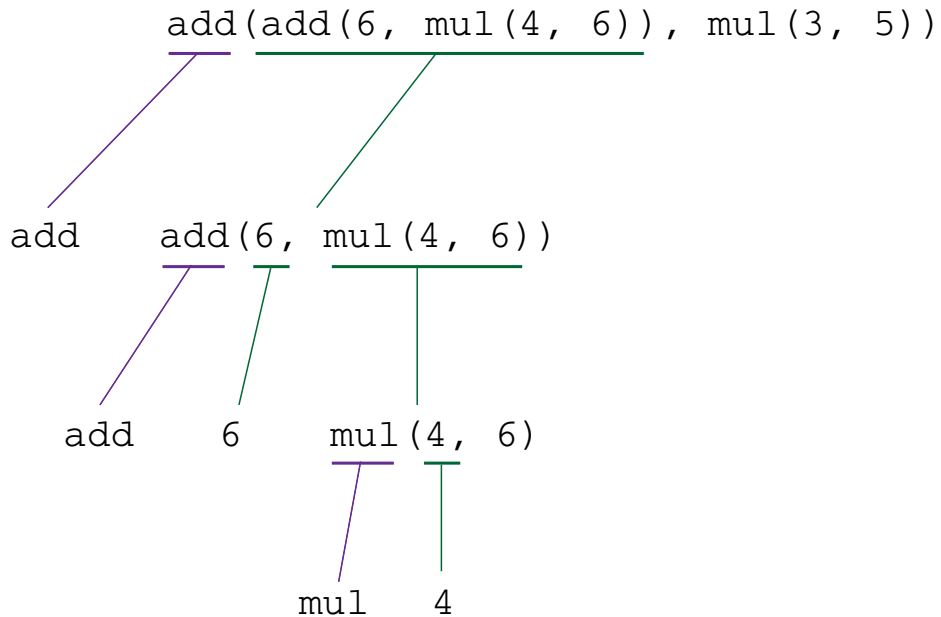
Evaluating nested expressions



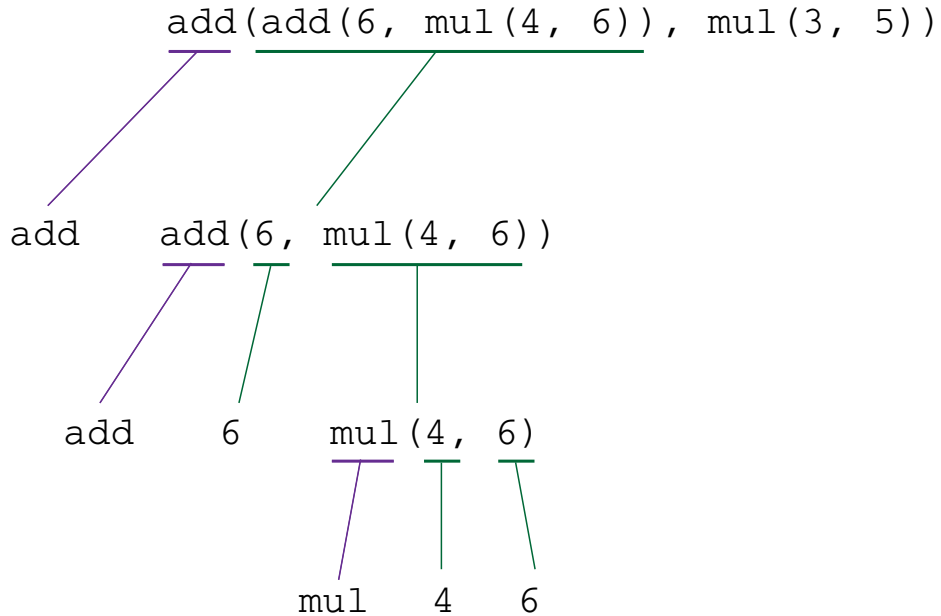
Evaluating nested expressions



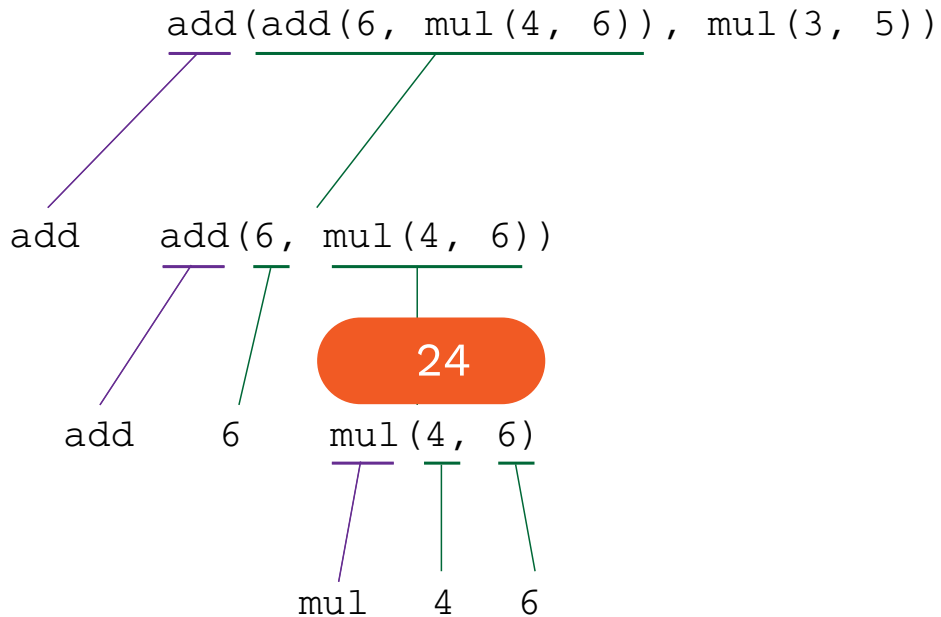
Evaluating nested expressions



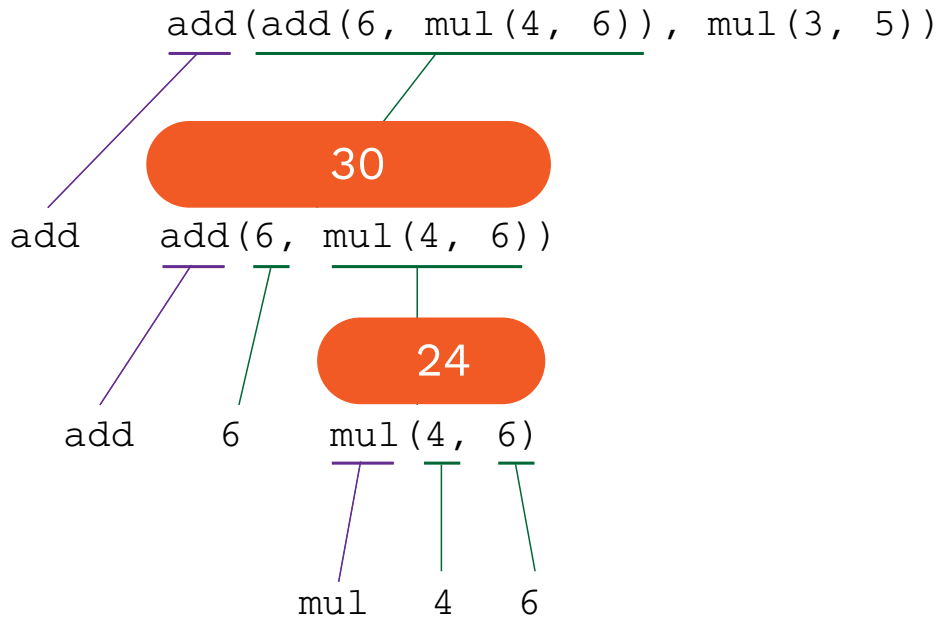
Evaluating nested expressions



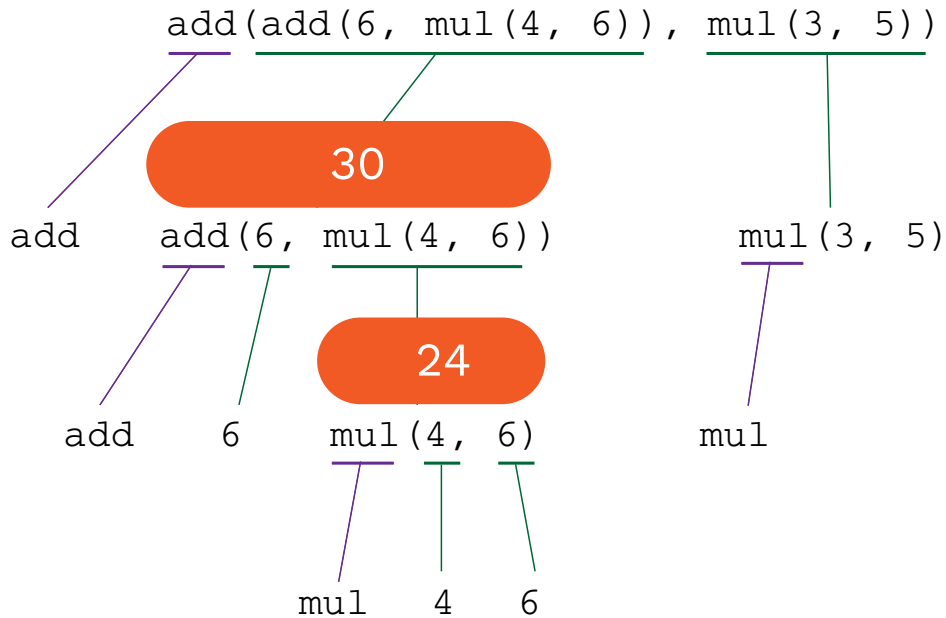
Evaluating nested expressions



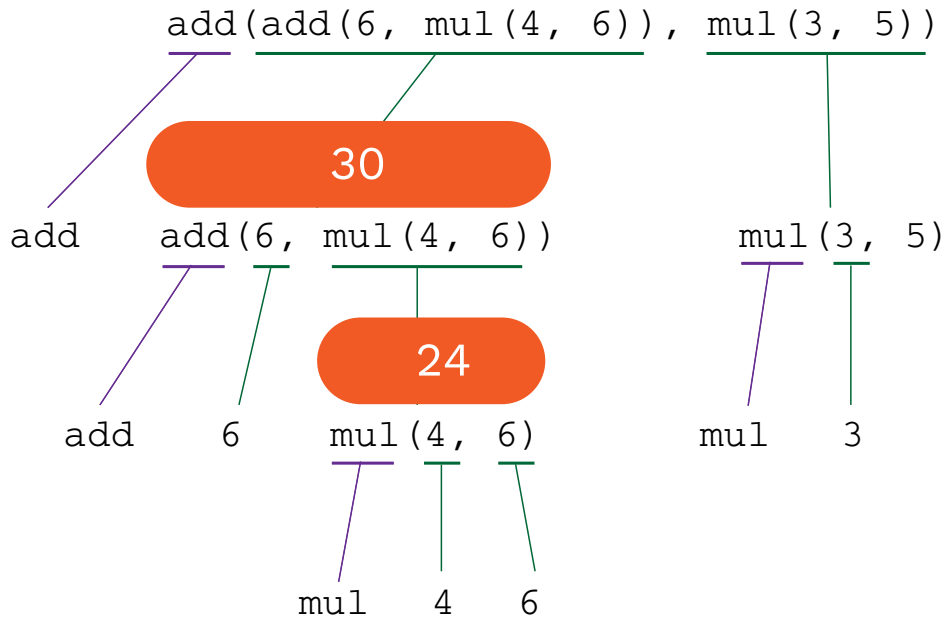
Evaluating nested expressions



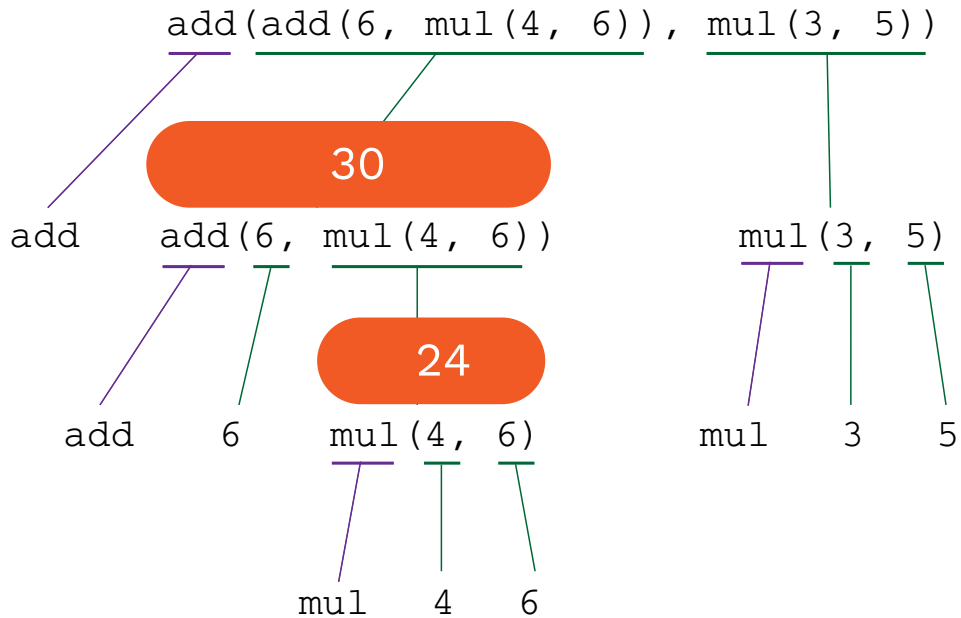
Evaluating nested expressions



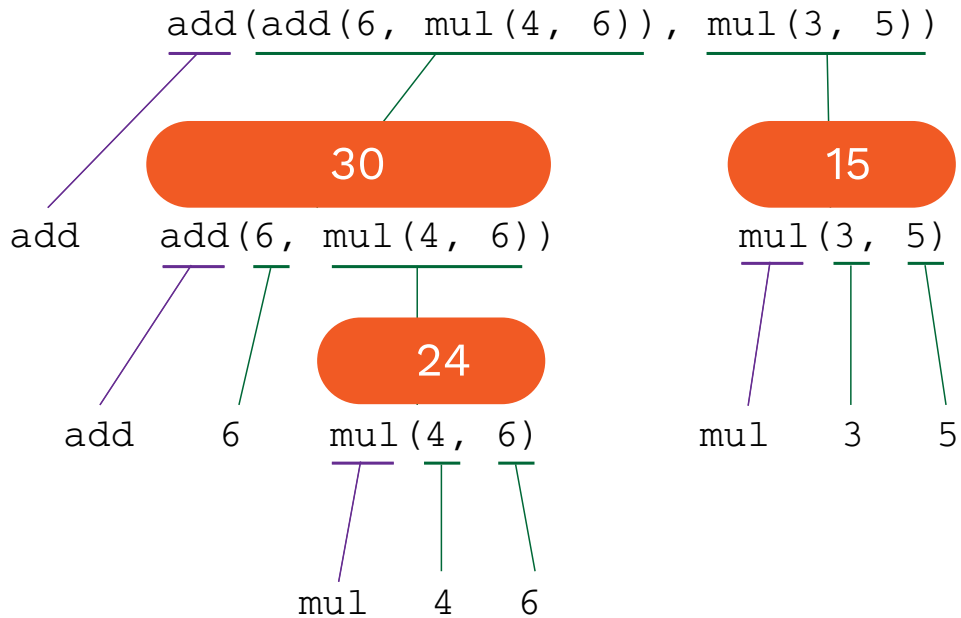
Evaluating nested expressions



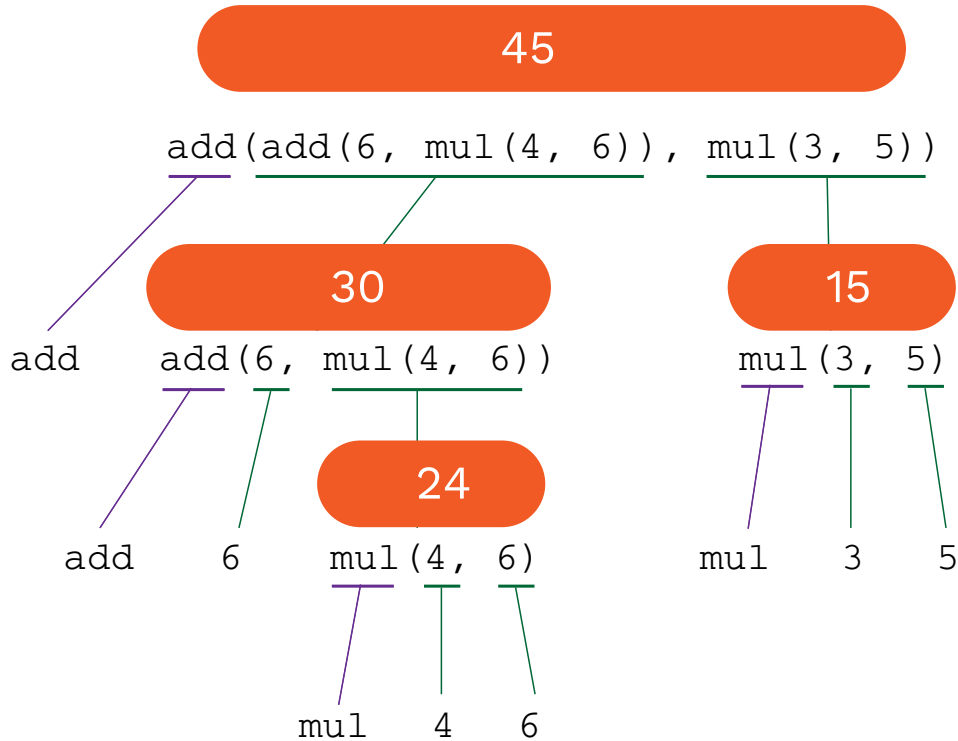
Evaluating nested expressions



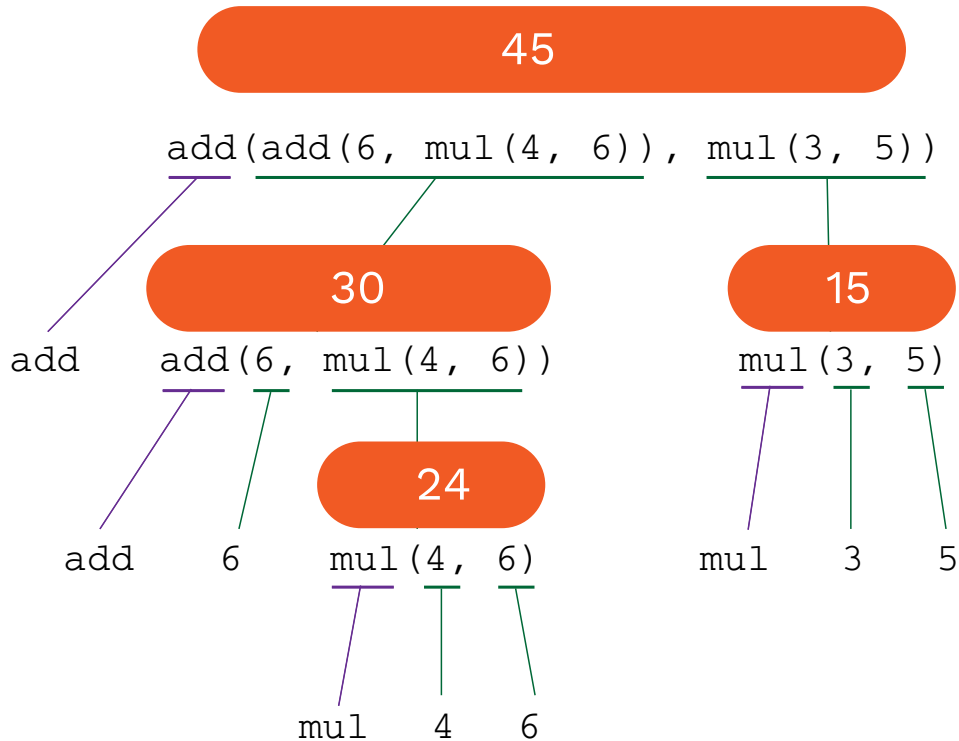
Evaluating nested expressions



Evaluating nested expressions



Evaluating nested expressions



This is called an **expression tree**.

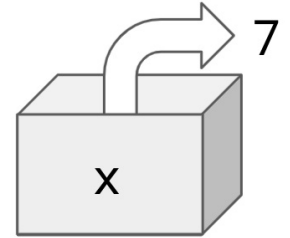
Exercise: Expressions

After the lecture, you can try out [this exercise](#). (Not graded, just another way to engage with the material!)

Names

Names

A **name** can be bound to a value.

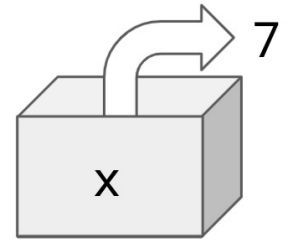


One way to bind a name is with an **assignment statement**:

$$\frac{x}{\text{Name}} = \frac{7}{\text{Value}}$$

Names

A **name** can be bound to a value.



One way to bind a name is with an **assignment statement**:

$$\frac{x}{\text{Name}} = \frac{7}{\text{Value}}$$

The value can be any expression:

$$\frac{x}{\text{Name}} = \frac{1 + 2 * 3 - 4 // 5}{\text{Expression}}$$

Using names

A name can be referenced multiple times:

```
x = 10
y = 3

result1 = x * y
result2 = x + y
```

Using names

A name can be referenced multiple times:

```
x = 10
y = 3

result1 = x * y
result2 = x + y
```

A name that's bound to a data value is also known as a **variable**.

Name rebinding

A name can only be bound to a single value.

```
my_name = 'Pamela'  
  
my_name = my_name + 'ela'
```

Will that code error? If not, what will `my_name` store?

Name rebinding

A name can only be bound to a single value.

```
my_name = 'Pamela'  
  
my_name = my_name + 'ela'
```

Will that code error? If not, what will `my_name` store? It will not error (similar code in other languages might, however). The name `my_name` is now bound to the value 'Pamelaela'.

Exercise

Try this after the lecture...

What will be the value of the final expression in this sequence?

```
f = min
f = max
g = min
h = max
max = g
max(f(2, g(h(1, 5), 3)), 4)
```

Environment diagrams

Environment diagrams

An environment diagram is a visualization of how Python interprets a program. Use the free website PythonTutor to generate diagrams. [View example](#)

Code (left)

```
1 x = 1
→ 2 y = x
→ 3 x = 2 + x
4 z = x + y
```

Frames (right)

```
Global frame
x | 1
y | 1
```

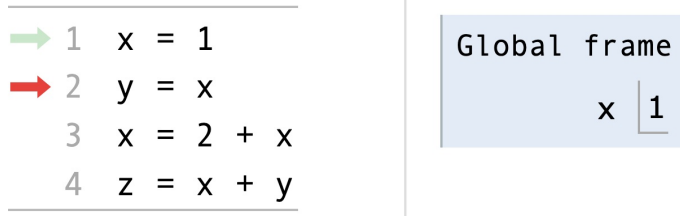
Arrows indicate the order of execution. Green = just executed, red = up next.

Each name is bound to a value. Within a frame, each name cannot be repeated.

Assignments in Environment diagrams

How Python interprets an assignment statement:

- Evaluate the expression to the right of `=`.
- Bind the expression's value to the name that's on the left side of the `=` sign.



[View in PythonTutor](#)

Functions

What is a function?

A **function** is a sequence of code that performs a particular task and can be easily reused. ♻️

We've already used functions:

```
add(18, 69)
mul(60, sub(5, 4))
```


What is a function?

A **function** is a sequence of code that performs a particular task and can be easily reused. ♻️

We've already used functions:

```
add(18, 69)
mul(60, sub(5, 4))
```

A function takes inputs (the **arguments**) and returns an output (the **return value**).

18, 69 → **add** → 87

Defining functions

The most common way to define functions in Python is the `def` statement.

```
def <name> (<parameters>):  
    return <return expression>
```

Example:

```
def add(num1, num2):  
    return num1 + num2
```

Once defined, we can call it:

```
add(2, 2)  
add(18, 69)
```

Anatomy of a function definition

The first line is called the **function signature**, all lines after are considered the **function body**.

```
def <name>(<parameters>):           # ← Function signature  
    return <return expression>     # ← Function body
```

```
def add(num1, num2):               # ← Function signature  
    return num1 + num2             # ← Function body
```

Anatomy of a function definition

The first line is called the **function signature**, all lines after are considered the **function body**.

```
def <name>(<parameters>):           # ← Function signature
    return <return expression>     # ← Function body
```

```
def add(num1, num2):              # ← Function signature
    return num1 + num2            # ← Function body
```

The function body can have multiple lines:

```
def add(num1, num2):              # ← Function signature
    sum = num1 + num2             # ← Function body
    return sum                     # ← Function body
```

Function arguments

We can pass in any expressions as arguments.

```
def add(num1, num2):  
    return num1 + num2
```

```
x = 1  
y = 2  
add(x, y)
```

```
x = 3  
add(x * x, x + x)
```

Example with strings

Return values

The return keyword returns a value to whoever calls the function (and exits the function).

```
def add(num1, num2):  
    return num1 + num2  
  
sum = add(2, 4)
```

Reminder: You can use function calls in expressions:

```
big_sum = add(200, 412) + add(312, 256)
```

...and nest function calls inside function calls:

```
huge_sum = add(add(200, 412), add(312, 256))
```

Spot the bug #1

What's wrong with this code?

```
def add(num1, num2):  
    return sum  
    sum = num1 + num2  
  
sum = add(2, 4)
```

Spot the bug #1

What's wrong with this code?

```
def add(num1, num2):  
    return sum  
    sum = num1 + num2  
  
sum = add(2, 4)
```

The code after the return statement will not be executed, that line belongs before the return.

Spot the bug #2

What's wrong with this code?

```
def add():  
    return num1 + num2  
  
sum = add(2, 4)
```

Spot the bug #2

What's wrong with this code?

```
def add():  
    return num1 + num2  
  
sum = add(2, 4)
```

The function body is referring to variables that don't seem to exist. Most likely, they should be parameters in the function signature.

Spot the bug #3

What's wrong with this code?

```
def add(num1, num2):  
    sum = num1 + num2  
  
sum = add(2, 4)
```

Spot the bug #3

What's wrong with this code?

```
def add(num1, num2):  
    sum = num1 + num2  
  
sum = add(2, 4)
```

The function body does not return any value. However, the code that calls it tries to use the result of the expression. It should have a return statement that returns the sum.

Functions in environment diagrams

How Python interprets a def statement:

- It creates a function with the **name** and **parameters**
- It sets the function body to everything indented after the first line
- It binds the function name to that function body (similar to an assignment statement)

```
→ 1 def add(num1, num2):  
  2     sum = num1 + num2  
  3     return sum  
  4  
→ 5 result = add(2, 4)
```



Function calls in environment diagrams

How Python interprets a function call:

- It creates a new **frame** in the environment
- It binds the function call's arguments to the parameters in that frame
- It executes the body of the function in the new frame

```
1 def add(num1, num2):  
2     sum = num1 + num2  
→ 3     return sum  
4  
5 result = add(2, 4)
```

[Edit this code](#)

→ line that just executed

→ next line to execute



Global frame
add → function
add(num1, num2)

add	
num1	2
num2	4
sum	6
Return value	6

 [View in PythonTutor](#)

More on names

Names and environments

All Python code is evaluated in the context of an **environment**, which is a sequence of frames.

We've seen two possible environments:

Global frame

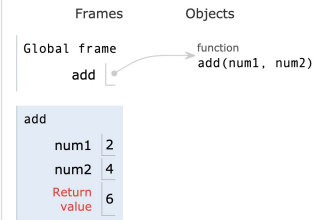
```
1 num1 = 2
2 num2 = 4
3
→ 4 sum = num1 + num2
```

Global frame	
num1	2
num2	4
sum	6

Function's local frame,
child of Global frame

Python 3.6
(known limitations)

```
1 def add(num1, num2):
→ 2     return num1 + num2
3
4 sum = add(2, 4)
```



Name lookup rules

How Python looks up names in a user-defined function:

1. Look it up in the local frame
2. If name isn't in local frame, look it up in the global frame
3. If name isn't in either frame, throw a `NameError`

*This is simplified since we haven't learned all the Python features that complicate the rules.

Name lookup example #1

```
def exclamify(text):  
    start_exclaim = ";"  
    end_exclaim = "!"  
    return start_exclaim + text + end_exclaim  
  
exclamify("the snails are eating my lupines")
```

- On line 4, which frame is `start_exclaim` found in?
- On line 4, Which frame is `text` found in?
- On line 6, which frame is `exclamify` found in?



View in PythonTutor

Name lookup example #1

```
def exclamify(text):  
    start_exclaim = "!"  
    end_exclaim = "!"  
    return start_exclaim + text + end_exclaim  
  
exclamify("the snails are eating my lupines")
```

- On line 4, which frame is `start_exclaim` found in?
The local frame for `exclamify`
- On line 4, Which frame is `text` found in?
- On line 6, which frame is `exclamify` found in?

 [View in PythonTutor](#)

Name lookup example #1

```
def exclamify(text):  
    start_exclaim = ";"  
    end_exclaim = "!"  
    return start_exclaim + text + end_exclaim  
  
exclamify("the snails are eating my lupines")
```

- On line 4, which frame is `start_exclaim` found in?
The local frame for `exclamify`
- On line 4, Which frame is `text` found in?
The local frame for `exclamify`
- On line 6, which frame is `exclamify` found in?



[View in PythonTutor](#)

Name lookup example #1

```
def exclamify(text):  
    start_exclaim = ";"  
    end_exclaim = "!"  
    return start_exclaim + text + end_exclaim  
  
exclamify("the snails are eating my lupines")
```

- On line 4, which frame is `start_exclaim` found in?
The local frame for `exclamify`
- On line 4, Which frame is `text` found in?
The local frame for `exclamify`
- On line 6, which frame is `exclamify` found in?
The global frame



[View in PythonTutor](#)

Name lookup example #2

```
start_exclaim = ";"
end_exclaim = "♥"

def exclaimify(text):
    return start_exclaim + text + end_exclaim

exclaimify("the voles are digging such holes")
```

- On line 5, which frame is `start_exclaim` found in?
- On line 5, Which frame is `text` found in?
- On line 6, which frame is `exclaimify` found in?



View in PythonTutor

Name lookup example #2

```
start_exclaim = ";"
end_exclaim = "♥"

def exclaimify(text):
    return start_exclaim + text + end_exclaim

exclaimify("the voles are digging such holes")
```

- On line 5, which frame is `start_exclaim` found in?
The global frame
- On line 5, Which frame is `text` found in?
- On line 6, which frame is `exclaimify` found in?

 [View in PythonTutor](#)

Name lookup example #2

```
start_exclaim = ";"
end_exclaim = "♥"

def exclaimify(text):
    return start_exclaim + text + end_exclaim

exclaimify("the voles are digging such holes")
```

- On line 5, which frame is `start_exclaim` found in?
The global frame
- On line 5, Which frame is `text` found in?
The local frame for `exclaimify`
- On line 6, which frame is `exclaimify` found in?

Name lookup example #2

```
start_exclaim = ";"
end_exclaim = "♥"

def exclaimify(text):
    return start_exclaim + text + end_exclaim

exclaimify("the voles are digging such holes")
```

- On line 5, which frame is `start_exclaim` found in?
The global frame
- On line 5, Which frame is `text` found in?
The local frame for `exclaimify`
- On line 6, which frame is `exclaimify` found in?
The global frame



[View in PythonTutor](#)

Name lookup example #3

```
def exclamify(text):  
    end_exclaim = "!"  
    return start_exclaim + text + end_exclaim  
  
exclamify("the voles are digging such holes")
```

- Which name will cause a `NameError`?
- When will that error happen?



View in PythonTutor

Name lookup example #3

```
def exclamify(text):  
    end_exclaim = "!"  
    return start_exclaim + text + end_exclaim  
  
exclamify("the voles are digging such holes")
```

- Which name will cause a `NameError`?
The `start_exclaim` name, since it was never assigned.
- When will that error happen?



[View in PythonTutor](#)

Name lookup example #3

```
def exclamify(text):  
    end_exclaim = "!"  
    return start_exclaim + text + end_exclaim  
  
exclamify("the voles are digging such holes")
```

- Which name will cause a `NameError`?
The `start_exclaim` name, since it was never assigned.
- When will that error happen?
It will happen when `exclamify` is called and Python tries to execute the return statement.



[View in PythonTutor](#)

Summary

- Programs consist of **statements**, or instructions for the computer, containing **expressions**, which describe computation and evaluate to values.
- **Values** can be assigned to **names** to avoid repeating computations.
- An **assignment statement** assigns the value of an expression to a name in the current **environment**.
- **Functions** encapsulate a series of statements that maps **arguments** to a **return value**.
- A **def statement** creates a function object with certain **parameters** and a **body** and binds it to a name in the current environment.
- A **call expression** applies the value of its **operator**, a function, to the value(s) or its **operand(s)**, some arguments.

Exercises

You can try these exercises after the lecture for some additional practice:

- Operator expressions
- Fortune Teller
- Dog Age
- Lifetime Supply
- Temperature Converter

To run the doctests, press the red test tube in the upper right corner.